

SPHA 鋁製手動泵浦

- 省力手柄設計。
- 整體鋁合金結構，人體工學洩壓閥按鈕設計，省力旋轉。
- 強力鋁合金設計，輕巧易攜。

Aluminum Hand Pump

- ※ SUN RUN's hand pumps are always featured with their rugged construction and low handle efforts.
- ※ All Aluminum Alloy construction and hand size release knobs that with anti-losing mechanism are truly suitable to industrial requirement and your daily work.
- ※ Special design with Aluminum Alloy construction as much light weight is ideally for easy portability and maneuvering.



SPHA-1500



其他選配說明

假如您需加裝4口方向閥來操作雙動油壓缸，請依下列規範字尾增加編號。

加裝4口方向閥：型號D

案例：

SPHA-1500 選配4口方向閥，訂購型號改為 SPHA-1500D

相關技術諮詢請與SUN RUN取得聯繫。

Optional Features

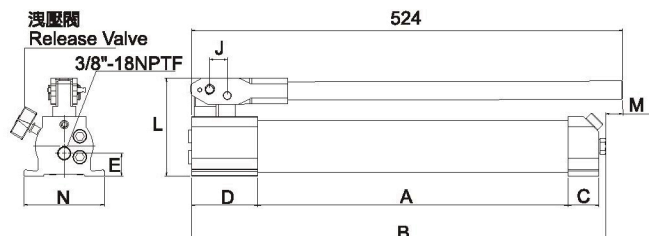
To add optional features to your pump, add the follow suffixes to the end of the model number.

4 ways control Valve : Model D

Example :

SPHA-1500 with 4 ways control valve, order: SPHA-1500D.

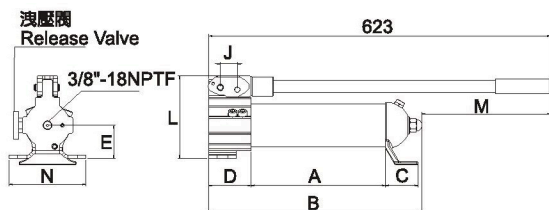
Technical specifications for these features are available from SUN RUN.



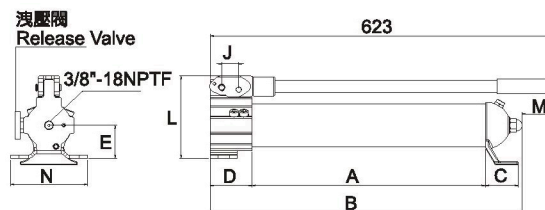
SPHA-500



SPHA-500



SPHA-750



SPHA-1500

型 號 Model Number	泵浦類型 Pump Type	有效油量 Usable Oil Capacity	輸出壓力 Pressure Rating		輸出油量 Oil Displacement per Stroke		行程 Piston Stroke	外型尺寸 Dimensions(mm)									重量 (含油) Wt. (include oil)
			1 st stage	2 nd stage	1 st stage	2 nd stage		A	B	C	D	E	J	L	M	N	
		(cc)	(bar)	(cm³)		(mm)										(kg)	
SPHA-500	雙 速	500	14	700	6.28	1.57	20	377	503	38	80.1	27.7	22	119.4	21	97.5	4.5
SPHA-750	Two -	750	14	700	12.5	2.8	21	245	389	60	76.7	60.3	31	150.3	234	140	5.6
SPHA-1500	Speed	1500	14	700	12.5	2.8	21	425	568	60	76.7	60.3	31	150.3	54	140	5.0