

## CSLRG Series



### Capacity:

50-1,600 ton

### Stroke:

50-300 mm

### Maximum Operating Pressure:

700 bar

## CSLRG 液壓雙動，高噸位千斤頂

- CSLRG系列均具底座螺孔。
- 雙動推、拉液壓回縮。
- 主軸硬鉻處理，耐磨、抗腐蝕。
- 油壓缸的回油油路具回油安全閥裝置預防突然超壓損害。
- 可替換式的溝槽墊塊為標準配件。
- 防塵環減少污染物附著。
- 表面粉體塗裝美觀抗腐蝕、防銹。
- 各型號均含SQB-3/8UF快速接頭及防塵蓋。

### Double-Acting, High Tonnage Cylinders

- ※ Base mounting holes standard on all models.
- ※ Double-acting, for push and pull.
- ※ Hard chrome plated plunger resists wear and corrosion.
- ※ Safety valve in retract side of cylinder helps to prevent damage in case of accidental over-pressurization.
- ※ Interchangeable, hardened grooved saddles are standard.
- ※ Plunger wiper reduces contamination, extending cylinder life.
- ※ Powder coat finish for increased corrosion resistance and antirust.
- ※ Come with SQB-3/8UF female coupler & dust cap.



### 墊塊/鞍座 Saddle

- CSLRG-系列 均配有高硬度可移除式溝槽墊塊於起重時具防滑作用。偏心起重時請選用傾斜墊塊。
- 選配之傾斜墊塊請參閱選擇對照資訊。

- ※ CSLRG-Series are equipped with hardened removable "Ribbed saddles" to prevent slippage during jacking.
- For off-center loading application, see optional tilting saddle.
- ※ For information on optional tilt saddles, see selection chart.



### 液壓泵浦 Pump Selection

雙動液壓千斤頂必須搭配具 4 口閥門的液壓泵浦。

A double-acting cylinder must be powered by a pump with a 4-way valve.



### 油壓缸能力選擇 Cylinder Capacity

- 高於1000 噸以上油壓缸亦提供製造。
- 請將您在舉昇系統中所需要的協助和相關技術資訊與就近的SUN RUN服務中心取得聯繫。

- ※ More above 1000 tons cylinder capacity are also available.
- ※ Please contact SUN RUN office nearest to you for advice and technical assistance in the layout of your ideal Lift System.



### 警告



### 請勿調整安全閥壓力！

適用於雙動千斤頂

RSR, RSRH, CSLRG 系列  
大部份的雙動千斤頂安全閥壓力設定值為 10000psi(700bar)。

超出原廠設定值時，安全閥會噴出液壓油保護千斤頂。當安全閥發生漏油狀況時請先檢查快速接頭連接狀況。

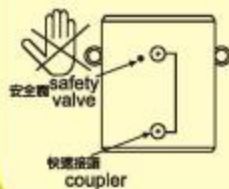
### Don't adjust safety valve pressure!

Apply to double-acting cylinder

RSR, RSRH, CSLRG series  
Most double-acting cylinder safety valve pressure setting 10000psi(700bar).

As surpasses the original factory hypothesis pressure safety valve will spurt oil to protect cylinder.

Leaking from safety valve, inspect connection of coupler at first.



### 底座螺孔方位

#### Mounting Hole Direction

- 上方底座螺孔依據油孔位置設定方位。
- 下方底座螺孔則依本廠設計設定方位。
- ※ Top mounting hole orientation is maintained to port location.
- ※ Bases mounting hole orientation is not maintained to port location.







提把型式 Handle type	
(S) : 標準配件 standard equipped	
(O) : 選配 option	
● 焊提把 Weldable	
★ 吊環螺栓 Eyebolt	
▲ 活動提把 Removable strap handles	
■ 螺牙式活動提把 Thread	

	焊提把 Weldable
	吊環螺栓 Eyebolt
	活動提把 Removable strap handles
	螺牙式活動提把 Thread

提把型式 Handle type	型號 Model Number	能力 Cylinder ton(kN)	揚程 Stroke (mm)	最大出力 Max. Cylinder Cap.		本身高 Coll. Height A (mm)	總重 Weight (kg)	選配傾斜墊塊 Optional Tilt Saddle		
				推 Push (kN)	拉 Pull (kN)			型號 Model Number	直徑 Diam. J1 (mm)	高度 Height K1 (mm)
★	CSLRG-502	50 (539)	50	539	269	162	17	XKCATG-50	50	24
★	CSLRG-504		100	539	269	212	20	XKCATG-50	50	24
★	CSLRG-506		150	539	269	262	23	XKCATG-50	50	24
★	CSLRG-508		200	539	269	312	27	XKCATG-50	50	24
★	CSLRG-5010		250	539	269	362	31	XKCATG-50	50	24
★	CSLRG-5012		300	539	269	412	34	XKCATG-50	50	24
★	CSLRG-1002	100 (929)	50	929	433	182	29	XKCATG-100	73	29
★	CSLRG-1004		100	929	433	232	34	XKCATG-100	73	29
★	CSLRG-1006		150	929	433	282	40	XKCATG-100	73	29
★	CSLRG-1008		200	929	433	332	46	XKCATG-100	73	29
★	CSLRG-10010		250	929	433	382	52	XKCATG-100	73	29
★	CSLRG-10012		300	929	433	432	65	XKCATG-100	73	29
★	CSLRG-1502	150 (1390)	50	1390	675	196	39	XKCATG-150	91	31
★	CSLRG-1504		100	1390	675	246	52	XKCATG-150	91	31
★	CSLRG-1506		150	1390	675	296	65	XKCATG-150	91	31
★	CSLRG-1508		200	1390	675	346	78	XKCATG-150	91	31
★	CSLRG-15010		250	1390	675	396	92	XKCATG-150	91	31
★	CSLRG-15012		300	1390	675	446	105	XKCATG-150	91	31
★	CSLRG-2002	200 (1861)	50	1861	889	216	68	XKCATG-200	113	35
★	CSLRG-2006		150	1861	889	316	93	XKCATG-200	113	35
★	CSLRG-20012		300	1861	889	466	146	XKCATG-200	113	35
★	CSLRG-2502	250 (2565)	50	2565	1068	235	102	XKCATG-250	144	46
★	CSLRG-2506		150	2565	1068	335	136	XKCATG-250	144	46
★	CSLRG-25012		300	2565	1068	485	207	XKCATG-250	144	46
★	CSLRG-3002	300 (3193)	50	3193	1060	312	184	XKCATG-300	160	62
★	CSLRG-3006		150	3193	1060	412	232	XKCATG-300	160	62
★	CSLRG-30012		300	3193	1060	562	303	XKCATG-300	160	62
★	CSLRG-4002	400 (3919)	50	3919	1354	375	270	XKCATG-400	193	51
★	CSLRG-4006		150	3919	1354	475	330	XKCATG-400	193	51
★	CSLRG-40012		300	3919	1354	625	421	XKCATG-400	193	51
★	CSLRG-5002	500 (5114)	50	5114	1733	419	401	XKCATG-500	228	63
★	CSLRG-5006		150	5114	1733	519	480	XKCATG-500	228	63
★	CSLRG-50012		300	5114	1733	669	599	XKCATG-500	228	63
★	CSLRG-6002	600 (5987)	50	5987	2068	429	474	XKCATG-600	241	76
★	CSLRG-6006		150	5987	2068	529	565	XKCATG-600	241	76
★	CSLRG-60012		300	5987	2068	679	701	XKCATG-600	241	76
★	CSLRG-8002	800 (8234)	50	8234	2709	474	741	XKCATG-800	287	75
★	CSLRG-8006		150	8234	2709	574	868	XKCATG-800	287	75
★	CSLRG-80012		300	8234	2709	724	1058	XKCATG-800	287	75
★	CSLRG-10002	1000 (10260)	50	10260	3792	564	1062	XKCATG-1000	311	93
★	CSLRG-10006		150	10260	3792	664	1213	XKCATG-1000	311	93
★	CSLRG-100012		300	10260	3792	814	1439	XKCATG-1000	311	93
★	CSLRG-16006	1500 (16024)	155	16024	4891	825	2179	XKCATG-1600	385	125

### 選配說明

假如您需要選配其他要求於您所訂製的千斤頂油壓缸上,請依下列規範字尾增加編號

油缸外牙: CT

主軸內牙: PT

油缸外牙+主軸內牙: CPT

### 案例:

CSLRG-502選配油缸外牙及主軸內牙,訂製型號改為CSLRG-502CPT  
相關技術諮詢請與SUN RUN取得聯繫。

### Opt Features

To add optional features to order cylinder, add follow suffixes to the end of the model No..

Collar Thread:CT

Plunger internal thread:PT

Collar Thread+  
Plunger internal thread:CPT

### Example:

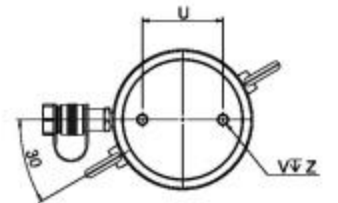
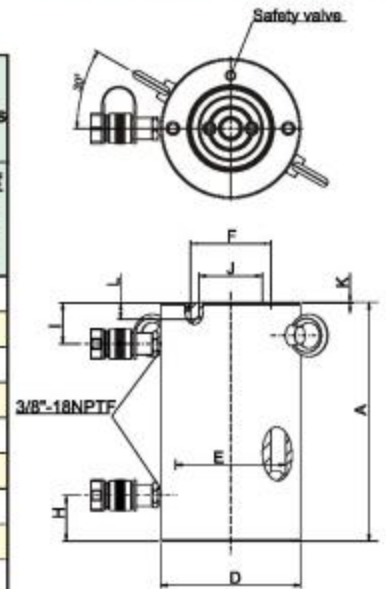
CSLRG-502 with collar and plunger internal thread, order:CSLRG-502CPT.  
Technical specifications for these features are available from SUN RUN.



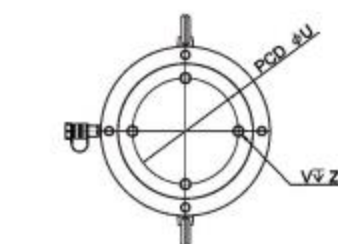
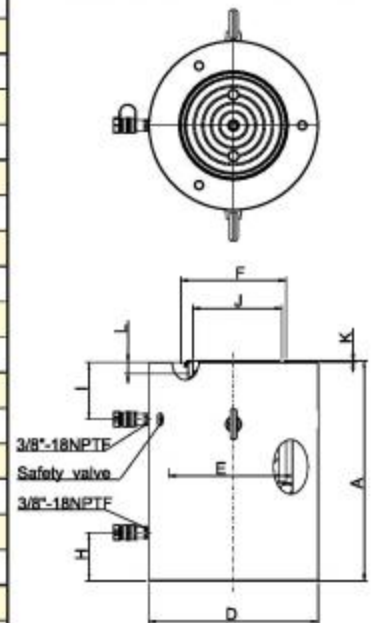
型號 Model Number	外部尺寸 Outer Dimension												
	能力 Cylinder Cap.	掃程 Stroke	最大出力 Max. Cylinder Cap.		受壓面積 Cylinder Effective Area		總油量 Oil Cap.		本身高 Coll. Height	伸長總高 Ext. Height	外徑 Outside Diam.	內徑 Cyl. Bore Diam.	主軸直徑 Plunger Diam.
			推 Push	拉 Pull	推 Push	拉 Pull	推 Push	拉 Pull					
	ton(kN)	(mm)	(kN)		(cm <sup>2</sup> )		(cm <sup>3</sup> )		A (mm)	(mm)	D (mm)	E (mm)	F (mm)
CSLRG-502	50 (539)	50	539	269	76.2	37.7	385	192	162	212	130	98.6	70.0
CSLRG-504		100	539	269	76.2	37.7	770	385	212	312	130	98.6	70.0
CSLRG-506		150	539	269	76.2	37.7	1155	577	262	412	130	98.6	70.0
CSLRG-508		200	539	269	76.2	37.7	1540	770	312	512	130	98.6	70.0
CSLRG-5010		250	539	269	76.2	37.7	1924	962	362	612	130	98.6	70.0
CSLRG-5012		300	539	269	76.2	37.7	2309	1155	412	712	130	98.6	70.0
CSLRG-1002	100 (929)	50	929	433	132.7	61.9	664	309	182	232	165	130.0	95.0
CSLRG-1004		100	929	433	132.7	61.9	1327	619	232	332	165	130.0	95.0
CSLRG-1006		150	929	433	132.7	61.9	1991	928	282	432	165	130.0	95.0
CSLRG-1008		200	929	433	132.7	61.9	2655	1237	332	532	165	130.0	95.0
CSLRG-10010		250	929	433	132.7	61.9	3318	1546	382	632	165	130.0	95.0
CSLRG-10012		300	929	433	132.7	61.9	3982	1856	432	732	165	130.0	95.0
CSLRG-1502	150 (1390)	50	1390	675	198.6	96.5	993	482	196	246	205	159.0	114.0
CSLRG-1504		100	1390	675	198.6	96.5	1986	965	246	346	205	159.0	114.0
CSLRG-1506		150	1390	675	198.6	96.5	2978	1447	296	446	205	159.0	114.0
CSLRG-1508		200	1390	675	198.6	96.5	3971	1930	346	546	205	159.0	114.0
CSLRG-15010		250	1390	675	198.6	96.5	4964	2412	396	646	205	159.0	114.0
CSLRG-15012		300	1390	675	198.6	96.5	5957	2895	446	746	205	159.0	114.0
CSLRG-2002	200 (1861)	50	1861	889	265.9	127.0	1330	635	216	266	235	184.0	133.1
CSLRG-2006		150	1861	889	265.9	127.0	3989	1905	316	466	235	184.0	133.1
CSLRG-20012		300	1861	889	265.9	127.0	7977	3809	466	766	235	184.0	133.1
CSLRG-2502	250 (2565)	50	2565	1068	366.4	152.6	1832	763	235	285	275	216.0	165.1
CSLRG-2506		150	2565	1068	366.4	152.6	5497	2289	335	485	275	216.0	165.1
CSLRG-25012		300	2565	1068	366.4	152.6	10993	4578	485	785	275	216.0	165.1
CSLRG-3002	300 (3193)	50	3193	1060	456.2	151.4	2281	757	312	362	310	241.0	197.1
CSLRG-3006		150	3193	1060	456.2	151.4	6843	2270	412	562	310	241.0	197.1
CSLRG-30012		300	3193	1060	456.2	151.4	13685	4541	562	862	310	241.0	197.1
CSLRG-4002	400 (3919)	50	3919	1354	559.9	193.5	2800	967	375	425	350	267.0	216.0
CSLRG-4006		150	3919	1354	559.9	193.5	8399	2902	475	625	350	267.0	216.0
CSLRG-40012		300	3919	1354	559.9	193.5	16797	5804	625	925	350	267.0	216.0
CSLRG-5002	500 (5114)	50	5114	1733	730.6	247.6	3653	1238	419	469	400	305.0	248.0
CSLRG-5006		150	5114	1733	730.6	247.6	10959	3713	519	669	400	305.0	248.0
CSLRG-50012		300	5114	1733	730.6	247.6	21918	7427	669	969	400	305.0	248.0
CSLRG-6002	600 (5987)	50	5987	2068	855.3	295.4	4276	1477	429	479	430	330.0	267.0
CSLRG-6006		150	5987	2068	855.3	295.4	12829	4431	529	679	430	330.0	267.0
CSLRG-60012		300	5987	2068	855.3	295.4	25659	8862	679	979	430	330.0	267.0
CSLRG-8002	800 (8234)	50	8234	2709	1176.3	387.0	5881	1935	474	524	505	387.0	317.0
CSLRG-8006		150	8234	2709	1176.3	387.0	17644	5806	574	724	505	387.0	317.0
CSLRG-80012		300	8234	2709	1176.3	387.0	35288	11611	724	1024	505	387.0	317.0
CSLRG-10002	1000 (10260)	50	10260	3792	1465.7	541.7	7329	2709	564	614	560	432.0	343.0
CSLRG-10006		150	10260	3792	1465.7	541.7	21986	8126	664	814	560	432.0	343.0
CSLRG-100012		300	10260	3792	1465.7	541.7	43972	16252	814	1114	560	432.0	343.0
CSLRG-16006	1600 (16024)	155	16024	4891	2289.1	699.3	35495	10845	825	980	710	540.0	450.0



外部尺寸 Outer Dimension						底座螺孔 Base Mounting Hole Dimensions		
底部前進油孔位置 Base to Advance Port H (mm)	頂部回油油孔位置 Top to Retract Port I (mm)	墊塊直徑 Standard Saddle Diam. J (mm)	凸出高度 Saddle Protrusion from Plngr. K (mm)	主軸孔深度 Depth of Plunger Hole L (mm)	總重 Weight (kg)	底座孔距 Bolt Cir. Diam. U (mm)	底座螺紋 Thread V (mm)	螺紋深度 Thread Depth Z (mm)
42	33	50	1	19	17	65	2xM12	22
42	33	50	1	19	20	65	2xM12	22
42	33	50	1	19	23	65	2xM12	22
42	33	50	1	19	27	65	2xM12	22
42	33	50	1	19	31	65	2xM12	22
42	33	50	1	19	34	65	2xM12	22
54	48	75	1	19	29	95	2xM12	22
54	48	75	1	19	34	95	2xM12	22
54	48	75	1	19	40	95	2xM12	22
54	48	75	1	19	46	95	2xM12	22
54	48	75	1	19	52	95	2xM12	22
54	48	75	1	19	65	95	2xM12	22
61	56	94	1	19	39	130	2xM12	22
61	56	94	1	19	52	130	2xM12	22
61	56	94	1	19	65	130	2xM12	22
61	56	94	1	19	78	130	2xM12	22
61	56	94	1	19	92	130	2xM12	22
61	56	94	1	19	105	130	2xM12	22
67	56	113	1	24	68	165	4xM12	22
67	56	113	1	24	93	165	4xM12	22
67	56	113	1	24	146	165	4xM12	22
73	78	145	1	24	102	190	3xM12	22
73	78	145	1	24	136	190	3xM12	22
73	78	145	1	24	207	190	3xM12	22
101	75	177	1	19	184	180	3xM16	36
101	75	177	1	19	232	180	3xM16	36
101	75	177	1	19	303	180	3xM16	36
114	105	196	3	27	270	205	3xM16	36
114	105	196	3	27	330	205	3xM16	36
114	105	196	3	27	421	205	3xM16	36
114	135	228	3	27	401	250	3xM24	38
114	135	228	3	27	480	250	3xM24	38
114	135	228	3	27	599	250	3xM24	38
114	135	247	3	27	474	275	3xM24	38
114	135	247	3	27	565	275	3xM24	38
114	135	247	3	27	701	275	3xM24	38
149	135	297	3	27	741	330	3xM24	38
149	135	297	3	27	868	330	3xM24	38
149	135	297	3	27	1058	330	3xM24	38
174	170	323	3	27	1062	375	3xM24	38
174	170	323	3	27	1213	375	3xM24	38
174	170	323	3	27	1439	375	3xM24	38
205	170	—	—	—	2179	400	3xM24	30



CSLRG-502 to CSLRG-15012



CSLRG-2002 to CSLRG-16006