

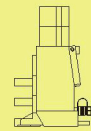
SLOH 油壓側趾式千斤頂

- 用於最小頂升空間設備。
- 遠端操作液壓泵，安全性更高。
- 低高度頂升突趾。
- 精確導向減少摩擦並避免油缸偏向荷載。
- 二隻可延伸的支撐腳增加穩定性。
- 包括RSC系列油缸及SQB系列快速接頭。

Hydraulic Machine Lifts

- ※For lifting heavy equipment with minimum available access.
- ※Remote operation of hydraulic pump enhances safety.
- ※Low-height lifting toe.
- ※Precision guided to reduce friction and isolate cylinder from side-loads.
- ※Two extendable support feet provide extra stability.
- ※Includes RSC series cylinder with SQB series coupler.


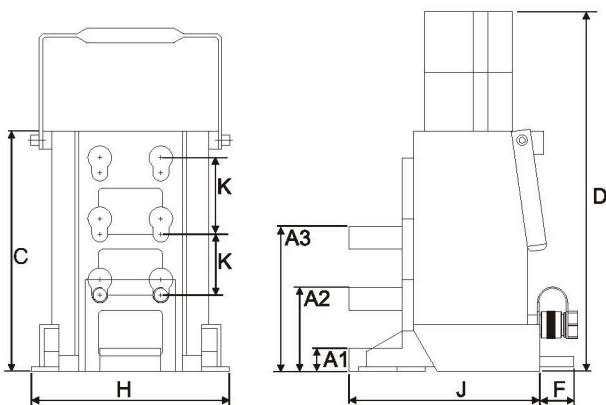
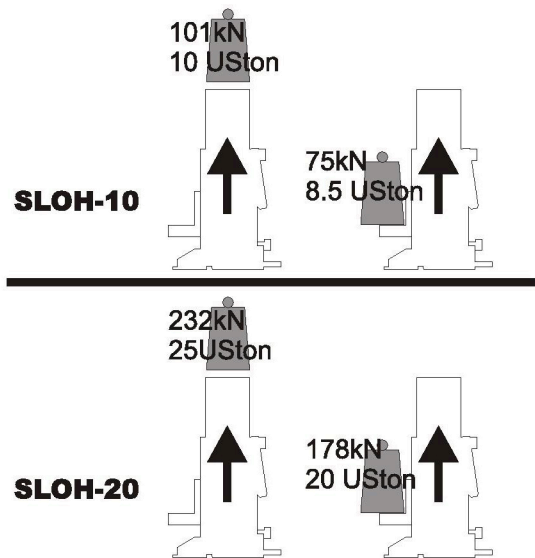
SLOH Series



Toe Capacity:
8.5-20 ton

Stroke:
136-157-362mm

Maximum Operating Pressure:
700 bar



型號 Model No.	頂部荷重 Top cap. (ton)	爪部荷重 Low toe-Lift cap. tons/kN	揚程 Stroke (mm)	油量 Oil Capacity (c.c)	外型尺寸 Dimensions (mm)						突趾高度 Toe-Lift Clearance with Cyl. Retracted A1-A2-A3 (mm)	總重 Weight (kg)	最大壓力 Max. Pressure (bar)
					本體高 Body Ht. C	伸長高 Ext. Ht. D	F	H	J	K			
SLOH-10	10.0	8.5/75	136	224.5	294	430	-	190	214	74	20-95-169	26	700
SLOH-20	20.0	20/178	157	524.4	320	472	65	265	250	80	30-110-190	45	700